



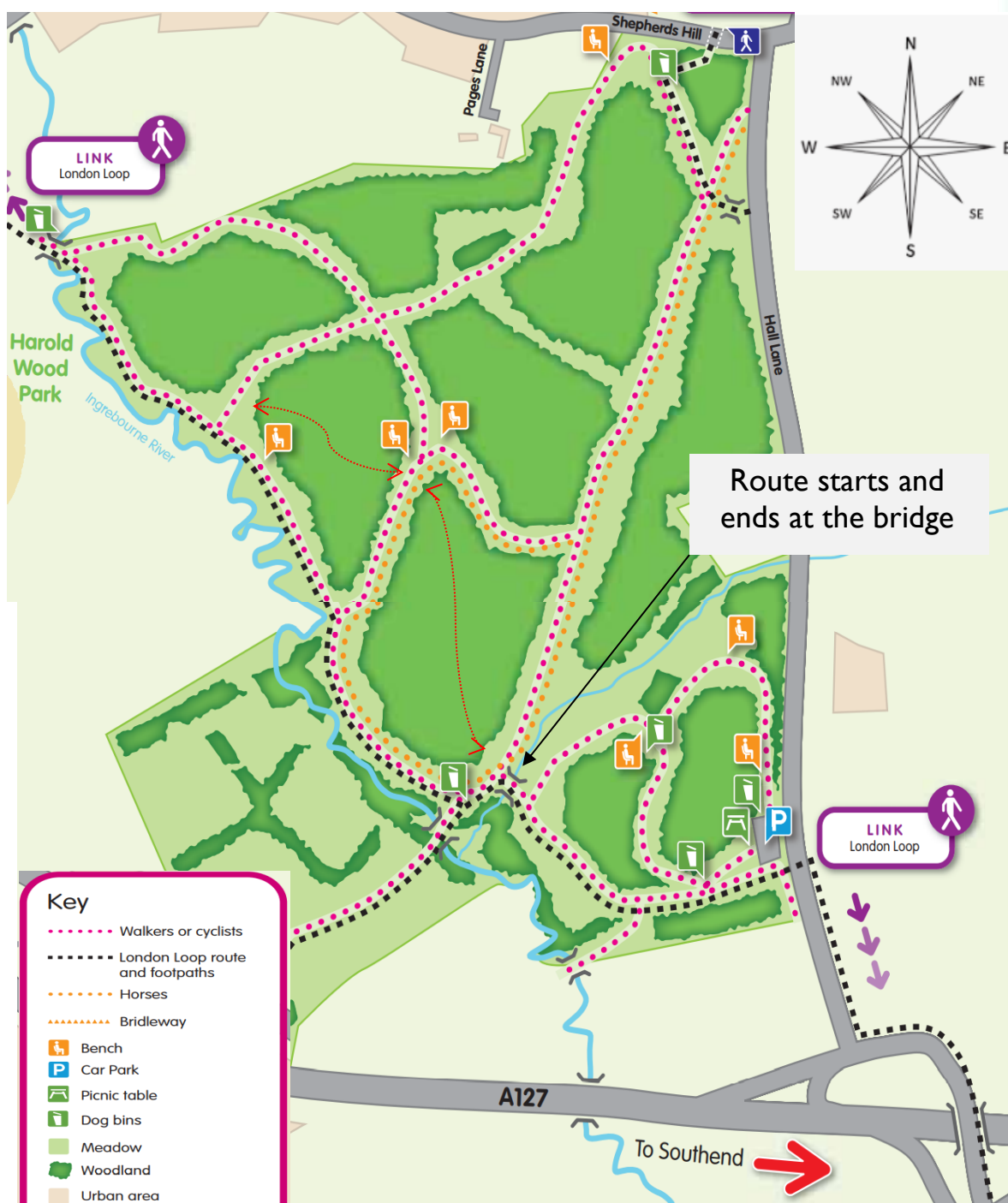
Pages Wood Exploration Trail

Duration: Approximately 1.5 hours

Audience: Families and youth groups

Age suitability: Children 8+ should be able to answer the questions independently. Younger children may need assistance with reading and writing.

Accessibility: Paths through woodland are unsuitable for wheelchairs and pushchairs. Walking boots/wellingtons are advised in wet conditions.



For more information please ring 01708 642970 or call at
The Thames Chase Forest Centre, Pike Lane, Upminster RM14 3NS

E-mail: enquiries@thameschase.org.uk Web site: www.thameschase.org.uk


Thames Chase Trust Developing the Community Forest. Charity No. 1115627. Company no. 5687558

**Follow the steps of the trail to navigate the route.
Read the signs along the way and answer the questions
to learn more about the forest inhabitants.**

Step 1 - Walk straight from the bridge across the grass towards the wooded area and look to your right. You should see an opening to the woods (marked with a “no horses” sign) and a little prickly pal waiting to greet you.

Question 1 – What is his name? **HORATIO**



Step 2 - Head north along the path (marked by  on the map).

Question 2 - Which nut nibbling creature do you discover next? **SQUIRREL**

Step 3 - Keep heading north following the path through the trees.

Question 3 - Which feathered friend is waiting to greet you? **TAWNY OWL**

Step 4 - Further north, you press ahead but look out, a sneaky fox is about!


Question 4 - Fill in the blanks from the sign:

Sleek **RED** fur with a long **BUSHY** tail,
Hunting and **PLAYING** in the fallen leaves,
Traingular ears and a pointed **SNOUT**
It's a **FOX**, with sharp sharp teeth!



Step 5 - Continue along the path but don't leave the woods yet as you should spy one more woodland creature by your side.

Question 5 - What is a badger's hole called? **A SETT**



Step 6 - As you leave the wooded path, look to your right and head toward this comfy spot. Stop for a drink and take in the view:




For more information please ring 01708 642970 or call at
The Thames Chase Forest Centre, Pike Lane, Upminster RM14 3NS
E-mail: enquiries@thameschase.org.uk Web site: www.thameschase.org.uk
Thames Chase Trust Developing the Community Forest. Charity No. 1115627. Company no. 5687558

Question 6 - What plant is sprouting under and over the seat? **MUSHROOM**

Step 7 - Look opposite from where you came out of the woods and you should see another woodland path for you to follow through the trees.

Question 7 - A fawn is a baby what? **DEER**

Step 8 - Continue north-west following the woodland path (marked by  on the map) and you may hear the next forest friend hammering away...

Question 8 - Where does a woodpecker find insects to eat? **UNDER BARK**

Step 9 - Keep on the path and you should find one more furry friend before leaving the forest.

Question 9 - Fill in the blanks from the sign:

Diving in rivers and **HUNTING** for fish,

Swimming through **REEDS**, and with barely a **SPLASH**

A long, strong **TAIL** that goes swish, swish, swish!

It's an **OTTER**, that's gone in a flash!



Step 10 - Once you're out of the woods, head west towards the river, and you should spy a water loving furry friend.

Question 10 - What is the water voles' name? **VERITY**

Step 11 - Look to your left and head south along the river path. Maybe you'll hear the next creature buzzing nearby...

Question 11 - What type of insect can you see resting it's wings? **DRAGONFLY**

Step 12 - Follow the river path further south until you spy our prickly pal Horatio with a cold blooded creature.

Question 12 - What type of animal is a lizard? **AMPHIBIAN**

Step 13 - Continue along the river path until you spot a feathered friend and it's nest.

Question 13 - What sound does a Reed Warbler make? **WHISTLES**



For more information please ring 01708 642970 or call at
The Thames Chase Forest Centre, Pike Lane, Upminster RM14 3NS
E-mail: enquiries@thameschase.org.uk Web site: www.thameschase.org.uk
Thames Chase Trust Developing the Community Forest. Charity No. 1115627. Company no. 5687558

Step 14 - Further along the path you will spot a creature hopping along by the river – Ribbit!

Question 14 - What depth of water does a frog prefer?
SHALLOW



Step 15 – Take a break and a drink at the next bench. Look to your left and you should see the bridge where you commenced your trail and the paths which will take you back to the car park.

Well done on completing the Pages Wood Exploration Trail!

If you wish to check your answers for the trail visit -

<https://www.thameschase.org.uk/home-activities/childrens-activities>

Further information:

Pages Wood is the Forestry England's largest site in the Thames Chase Community Forest and home to 100,000 trees. The wood offers 6.5km of walking and cycling paths and 2.2km of bridlepaths.

This trail was provided by Thames Chase Trust who partner with Forestry England to promote access to the Community Forest. The Thames Chase Plan has 'transformed landscapes and transformed lives' across 40 square miles on the edge of east London and south-west Essex. All members of the public are welcome to explore our 48 sites dotted across Havering, Brentwood, Thurrock, Barking and Dagenham. We work with local schools and youth groups to encourage engagement and understanding of the natural environment. Our green spaces can be explored on foot or by bike.

The Thames Chase Forest Centre (Pike Lane, Upminster) includes a café, rooms for hire and hosts regular events. You can also visit our shop and purchase beautiful locally crafted items as well as plenty of children's' toys and games. For more information and to support our charity please visit:

<http://www.thameschase.org.uk/>



Forestry
England



For more information please ring 01708 642970 or call at
The Thames Chase Forest Centre, Pike Lane, Upminster RM14 3NS
E-mail: enquiries@thameschase.org.uk Web site: www.thameschase.org.uk

Thames Chase Trust Developing the Community Forest. Charity No. 1115627. Company no. 5687558